

Three Reasons to Choose the EnergyCell PLR Series from OutBack Power:

1. PURPOSE-BUILT

- Batteries designed for residential, light-commercial grid-tied backup or off-grid renewable energy power demands
- 1,500 cycles at 50% DOD
- Pure lead extends the life of the battery versus traditional VRLA and allows for increased float capability and maximizes runtime for backup applications

2. EASY-TO-INSTALL AND MAINTAIN

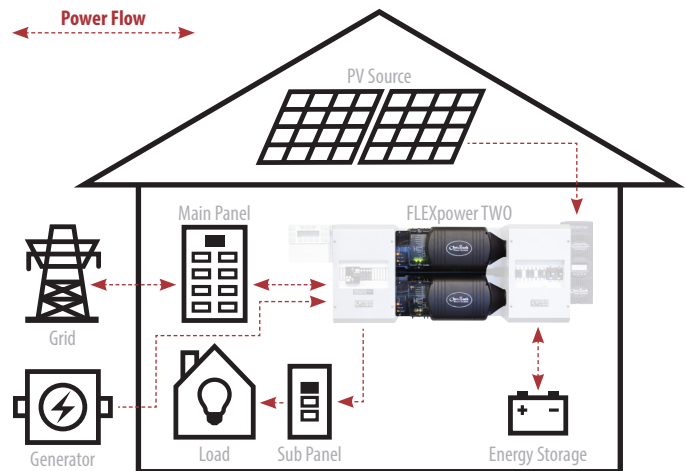
- PLR technology means 99% gas recombination efficient, no periodic watering of cells, no re-torquing of terminal connections, and no equalization charge under standard operating conditions
- Modular space-saving design when installed with OutBack's Integrated Battery Rack (IBR) 18 month shelf life at 25°C
- OPTICS RE connectivity means real-time access to critical battery performance data
- Batteries and power electronics can be installed in the same area*
- At end of life, lead acid batteries are 96% recyclable
- 3 year full replacement warranty

3. SINGLE-BRAND SYSTEM SOLUTION

- Optimized to work seamlessly with OutBack power conversion equipment
- Ease of ordering with SystemEdge package configurations—to learn more visit www.outbackpower.com
- Single point of contact for all technical system inquiries
- Quality and reliability from OutBack Power assures customers receive the best technologies for renewable energy systems in the market today



OutBack EnergyCell PLR Series Typical System Integration:



OUTBACK POWER — MASTERS OF THE OFF-GRID. FIRST CHOICE FOR THE NEW GRID.



MAKE THE POWER

- FLEXpower Integrated Systems
- Inverter/Chargers & Charge Controllers



STORE THE ENERGY

- EnergyCell RE, PLR, PLC and OPzV Batteries
- Battery Enclosures and Racking



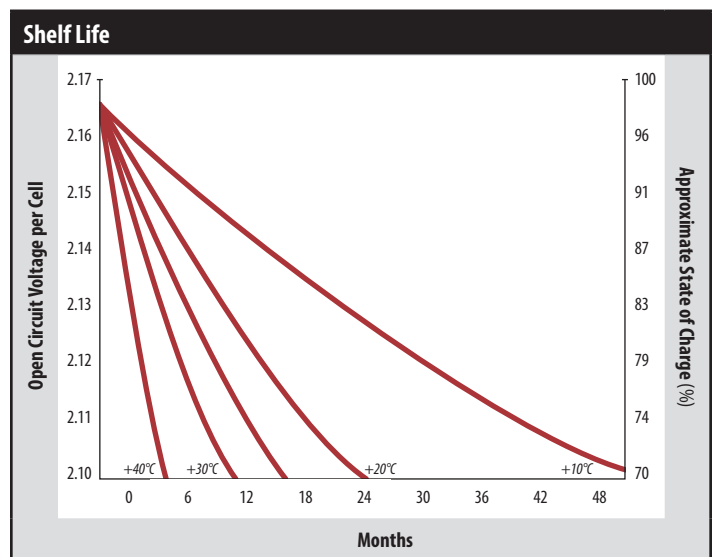
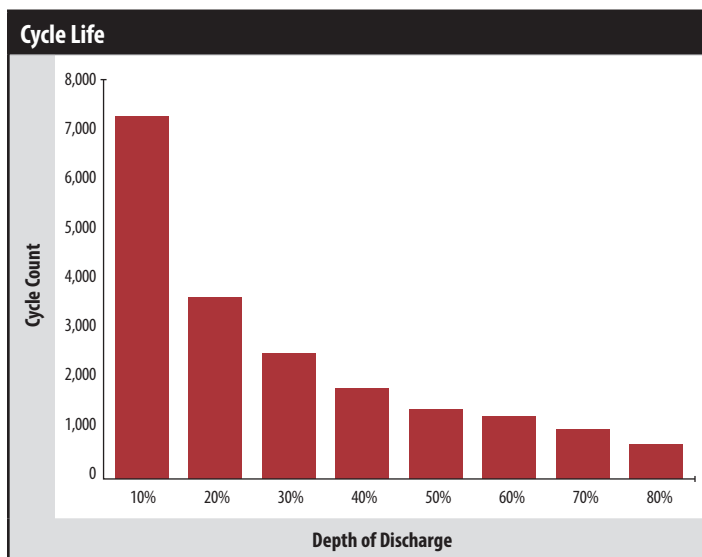
MANAGE THE SYSTEM

- OPTICS RE System Monitoring and Control
- MATE3s System Display and Communications

EnergyCell Models: 200PLR	
Cells Per Unit	6
Nominal Voltage	12VDC
Cycle Life (50% DOD, 1.75VPC)	1500
Absorb Voltage (25°C) ¹	14.7VDC
Absorb Time ²	2hrs
Float Voltage (25°C) ¹	13.5 to 13.8VDC
Float Time	Continuous
Equalize Voltage and Charge Frequency	14.4 (see manual for further details)
Re-Bulk Voltage ³	14.1
Re-Float Voltage ³	13.5
Max. Charge Current (Per Battery)	200ADC (1/C)
Max. Operating Temperature Range (w/Temperature Compensation)	-40°F (-40°C) to 113°F (45°C)
Optimal Operating Temperature Range	68°F (20°C) to 77°F (25°C)
Temp-Comp Factor (Charging)	±4mV per battery per cell (2V)
Self-Discharge Time	Batteries can be stored up to 18 months at 25°C (77°F) before a freshening charge is required. For higher temperatures the time interval will be shorter
Terminal Type	M6 no maintenance terminals
Terminal Hardware Initial Torque	44±4 in-lbs (5±0.5 Nm)
Weight (lb/kg)	132.3 / 59.9
Dimensions H x D x W (in/cm) ⁴	12.46 x 22.87 x 4.92 / 31.65 x 58.09 x 12.5
Warranty ⁵	3 year full replacement
Accessories	Ships with interconnect bars, terminal covers and hardware kit

Note: PC-ABS flame retardant jar and cover to UL94V-0 ¹ If using both inverter and charge controller, set the charge controller to 0.4V higher (0.2V for 24V systems) to give the charge controller charging priority. ² Will always be 2 hours if charge rate is 10% of battery bank amp-hours. For higher or lower charge rates, use the formula AR ÷ (CR x 0.5) = absorb time where AR = amp-hours remaining after absorb voltage is first reached (10% of battery bank Ah) and Cr = amp-hours of current charge.
³ Default values for 12/24/48V systems. May need to be adjusted for site application. ⁴Batteries to be installed with 0.5in (12.7mm) spacing minimum and free air ventilation. ⁵See OutBack EnergyCell warranty document for full details.

Discharge in Hours:	12V Ampere Hour Capacity to 1.75 Volts Per Cell at 77°F (25°C)									
	.25 (15min)	.5 (30min)	1	2	3	4	5	8	12	20
EnergyCell 200PLR	86.5	119	144	163.4	172	177	181	191.5	194.7	203.8



*Consult local and regional electrical code for proper installation of energy storage requirements.